



NATIONAL LAW ENFORCEMENT
APPLIED RESEARCH & DATA PLATFORM

Riley County Community Survey

Platform Report: Community Survey

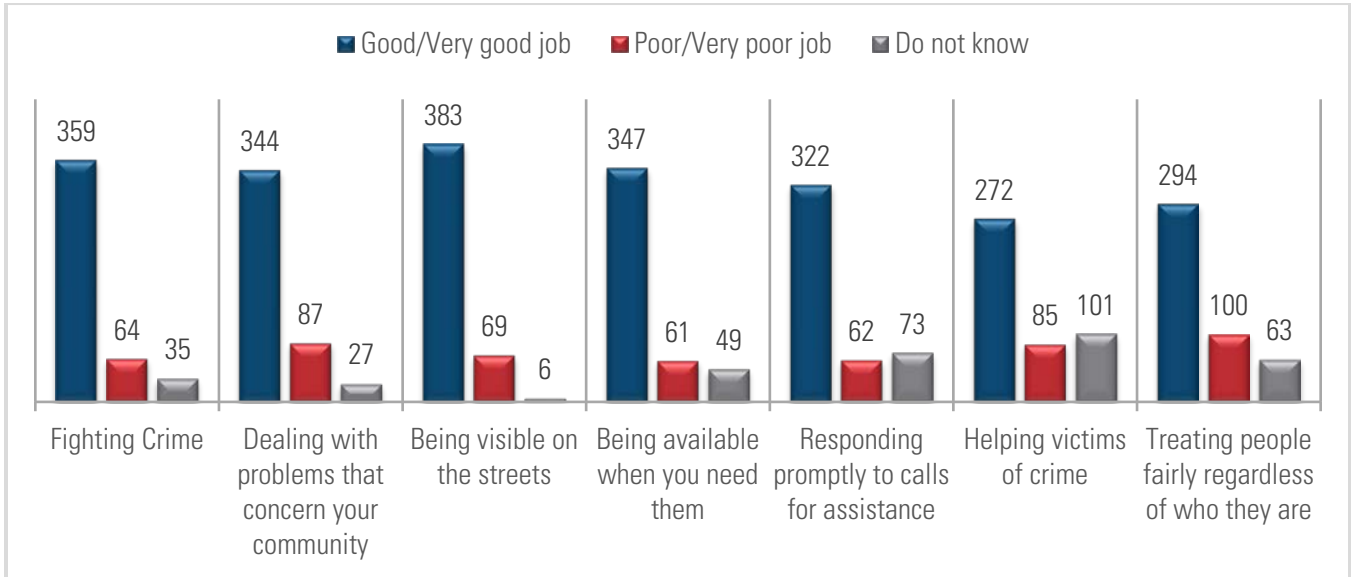


To cite this report, please use: Police Foundation (2019). Law Enforcement Community Survey Report. Washington, DC: National Law Enforcement Applied Research and Data Platform.

For more information, please visit
<https://www.nationallawenforcementplatform.org>

Community Survey Riley County, KS¹

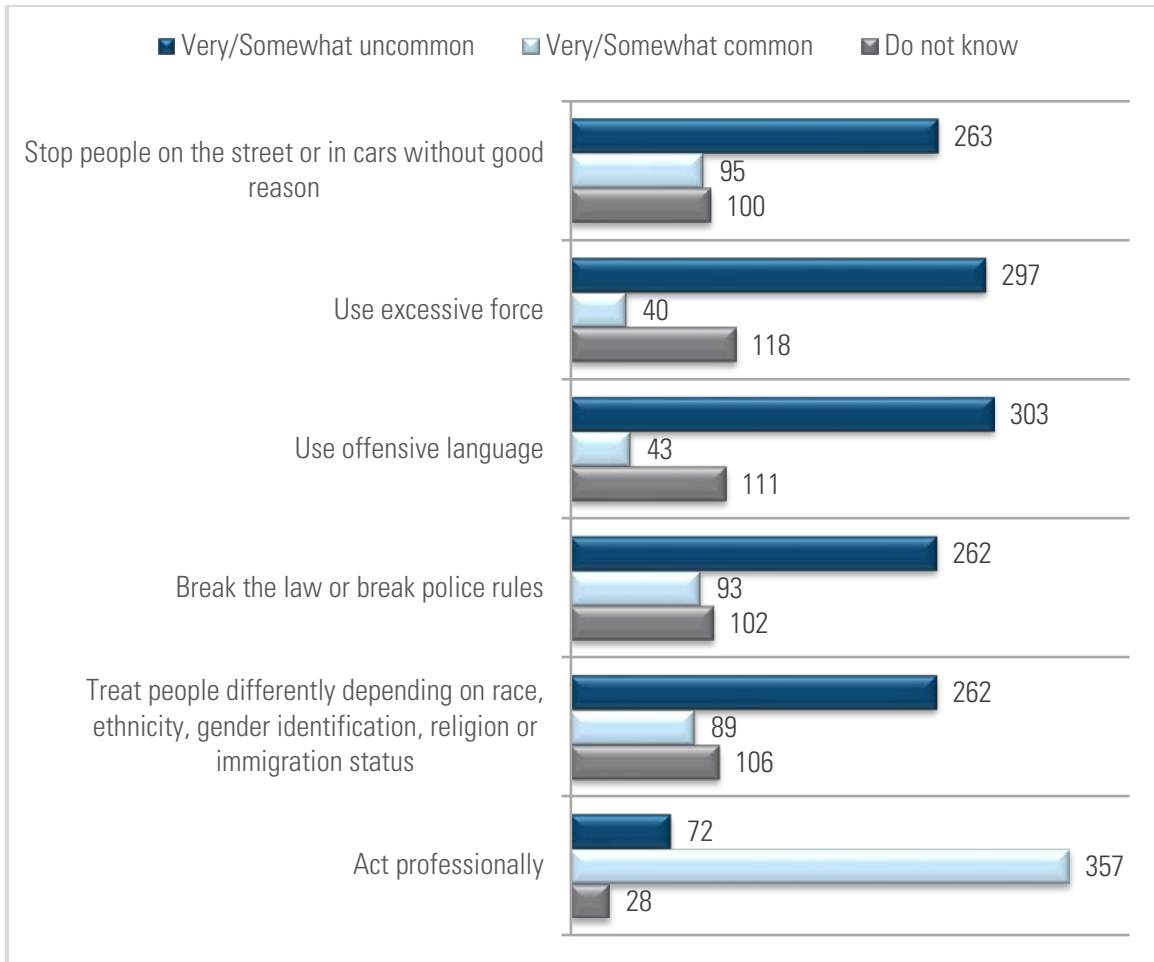
How well are the police doing at the following?



According to the respondents, the police are doing **a good job** in all given areas. However, 22% of respondents indicate that the police are doing **a poor job** treating people fairly regardless of who they are.

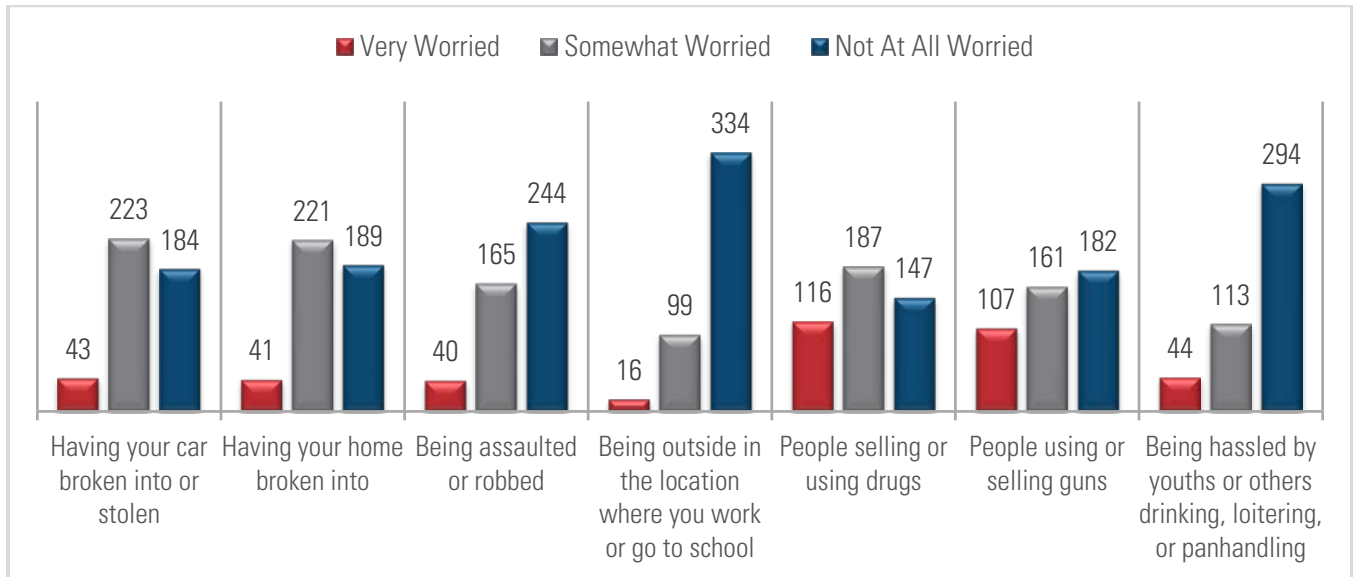
¹ Counts will not be the same for each question, because not all participants responded to all questions

How common is it for the police to do the following?



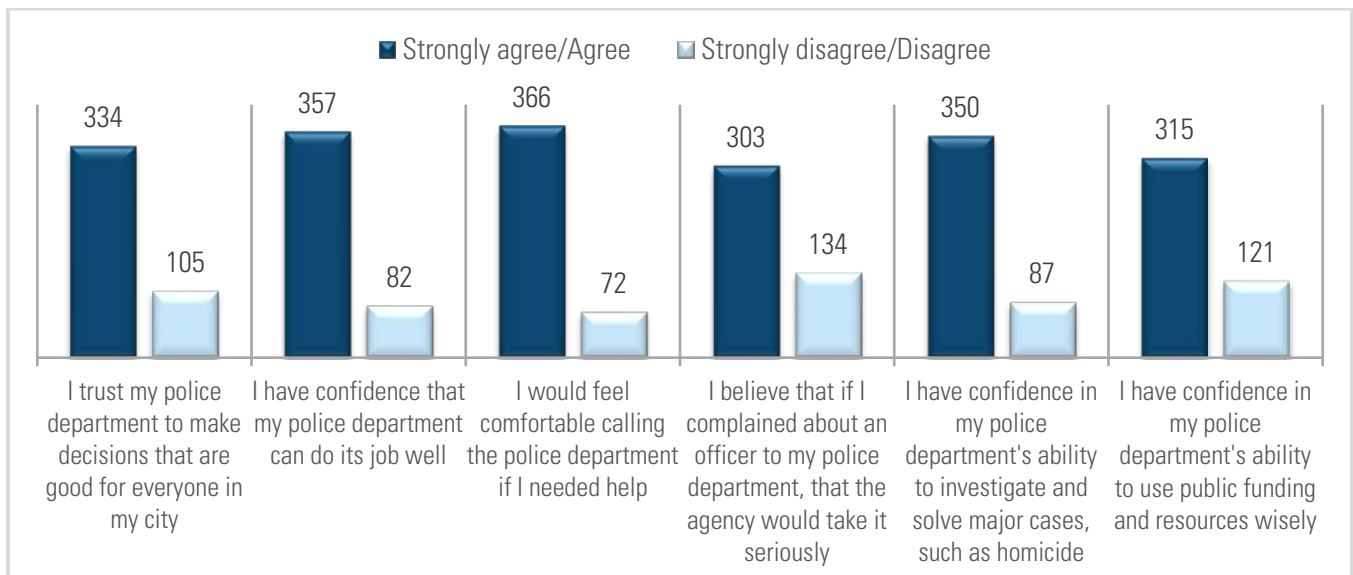
According to the respondents, it is **common** for the police to act professionally. 57% of the respondents indicate that it is **uncommon** for police to stop people without good reason, break the law or police rules, or treat people differently based on race, ethnicity, gender identification, religion or immigration status, with many others indicating that they simply did not know.. 65% say that it is **uncommon** for police to use excessive force, and 66% say it is **uncommon** for police to use offensive language.

How worried are you about the following?



The majority of respondents are **not worried** about being outside where they work or go to school, and 65% are **not worried** about being hassled by youths or others drinking, loitering, or panhandling. 54% of community members who responded are **not worried** about being assaulted or robbed. 58% of respondents are **somewhat or very worried** about having their home broken into, 59% are **somewhat or very worried** about having their car broken into or stolen, The majority of respondents are **somewhat or very worried** about people using or selling drugs, and 60% are **somewhat or very worried** about people using or selling guns.

Please indicate how much you agree or disagree with the following:



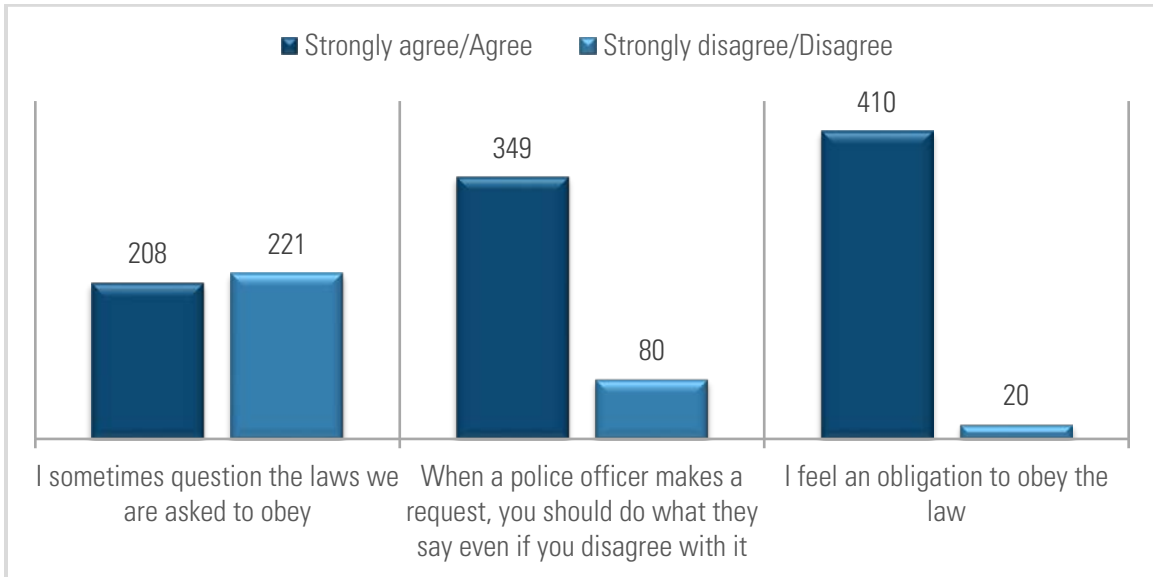
The majority of respondents **agree** that they trust their police department to make decisions that are good for everyone, have confidence in them, would feel comfortable calling them if needed, believe that the agency would take complaints against officers seriously, and have confidence in the department's ability to investigate and solve major cases and use public funding and resources wisely.

How likely would you be to do the following?



The majority of community members would be **likely or very likely** to work with the police to identify a person who has committed a crime, and to identify places where crimes have taken place, as well as attend a meeting of residents in their neighborhood to discuss crime prevention.

Please indicate how much you agree or disagree with the following:



A majority of respondents **agree** that they feel an obligation to obey the law and that, when a police officer makes a request, they should comply even if they disagree with it. 48% **agree** that they sometimes question the laws they are asked to obey, and 52% **disagree**.

Open-Ended

Is there anything you would like to share about your local agency and/or its officers, good or bad?

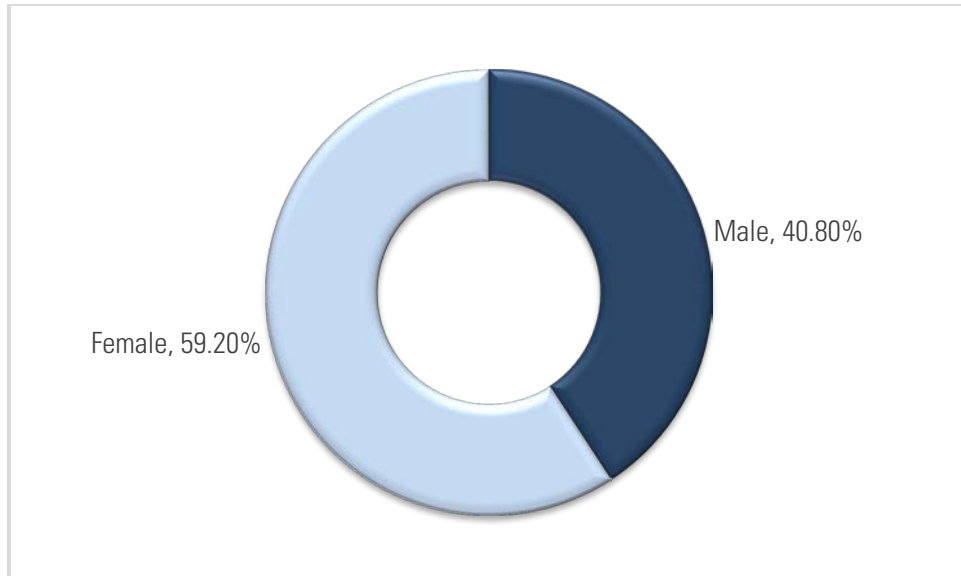
Themes

Three overarching themes surfaced through the open-ended question that provide insight into the respondent's perspectives of the police department and its operations: positive affirmation, unprofessionalism, and abuse of power. 56 (34%) of the open-ended responses are positive, affirming that the Riley County PD is doing a good job; 22% of the open-ended comments (37 comments) indicate that the respondents think that police officers are unprofessional and do not do their job or enforce the law to the best of their ability. Examples that were provided included lack of enforcement of traffic violations, and a lack of care and professionalism when handling sexual assault cases. A very small amount (20 comments; 12%) indicated that respondents think that police officers tended to abuse their power, especially in terms of discrimination and use of excessive force.

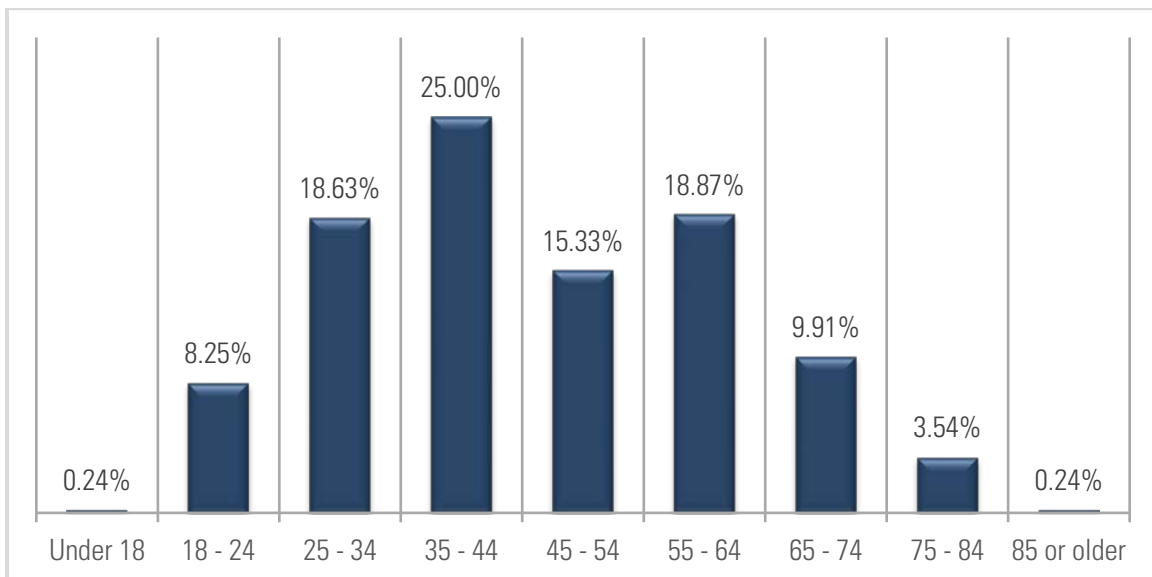
Demographics

The demographics of this survey represent the individuals that participated in the survey. They do not necessarily represent the demographics of the jurisdiction of the department.

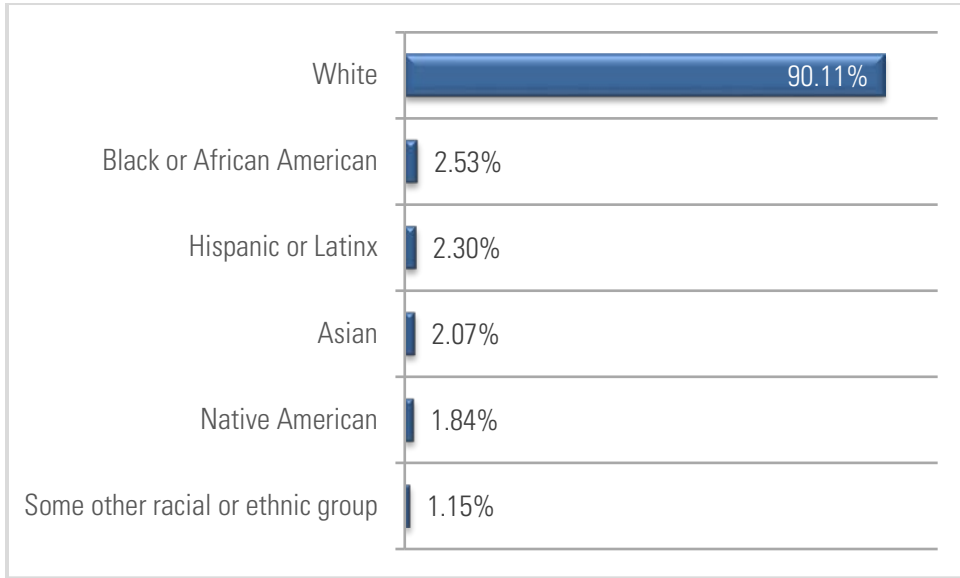
Gender:



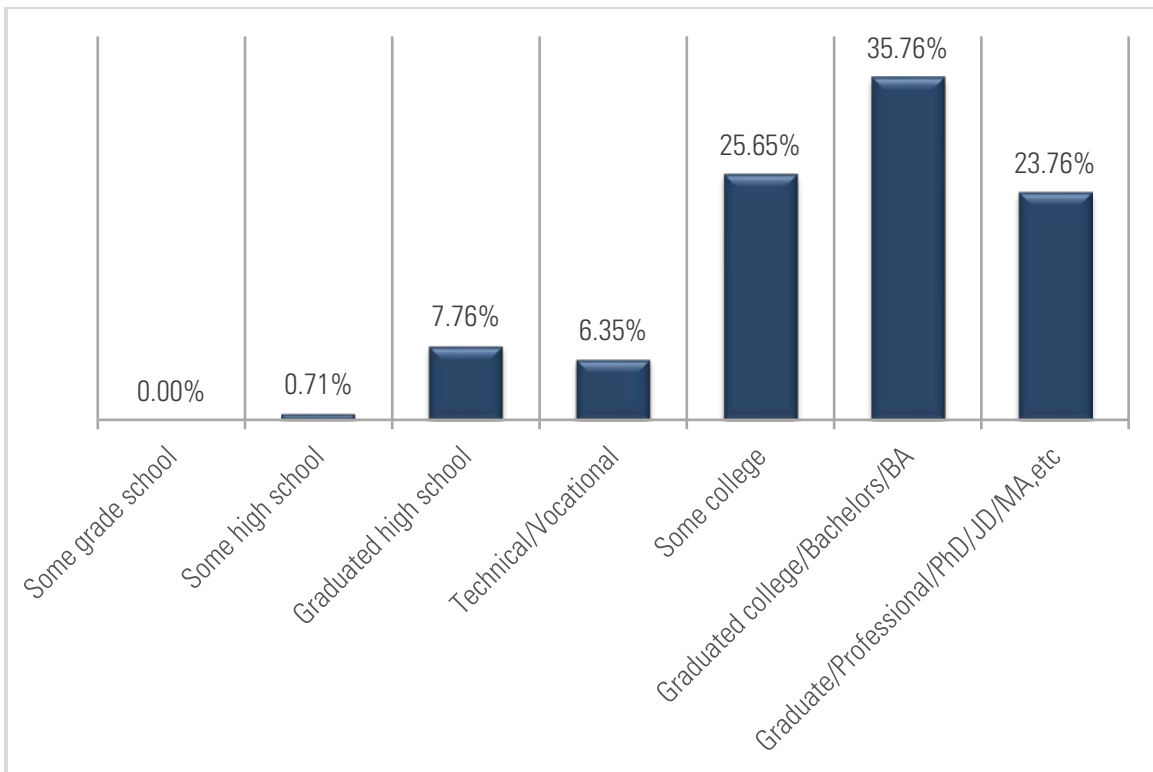
Age:



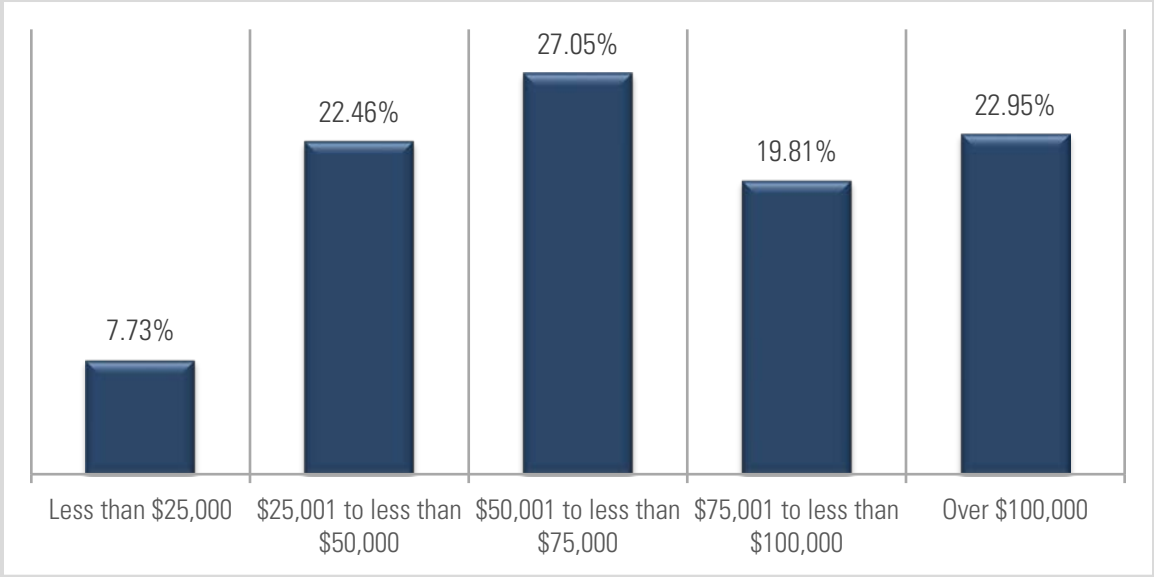
Race:



Education:

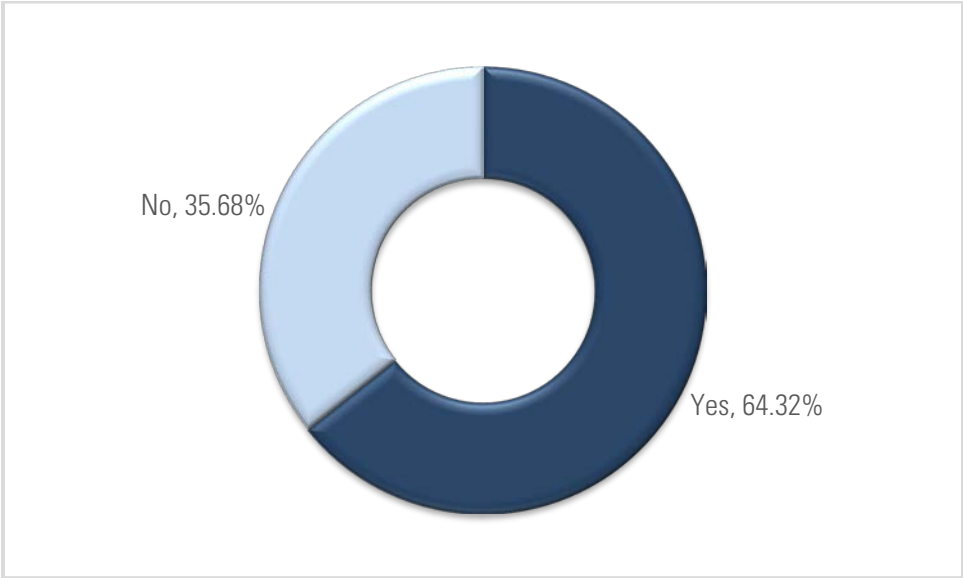


Household Income:

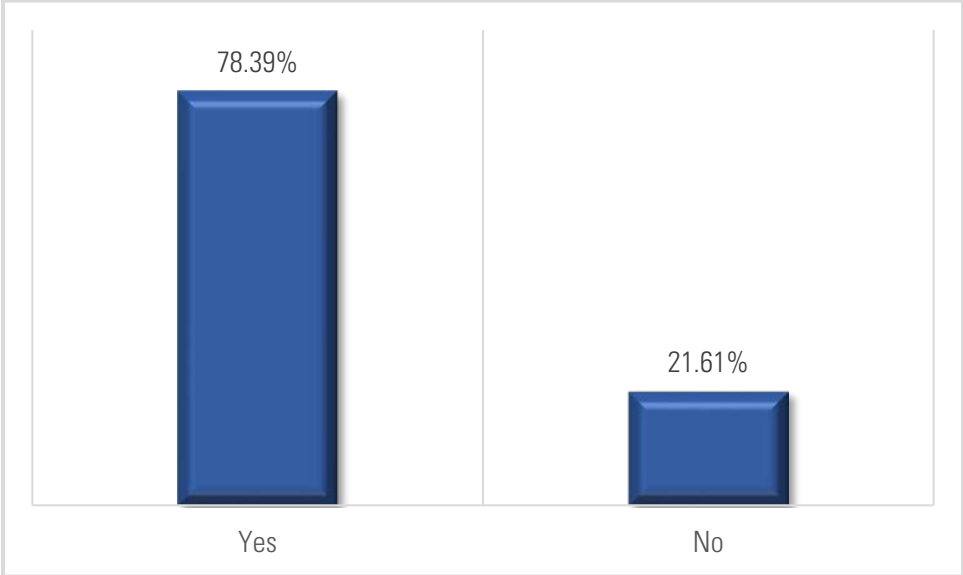


Interactions

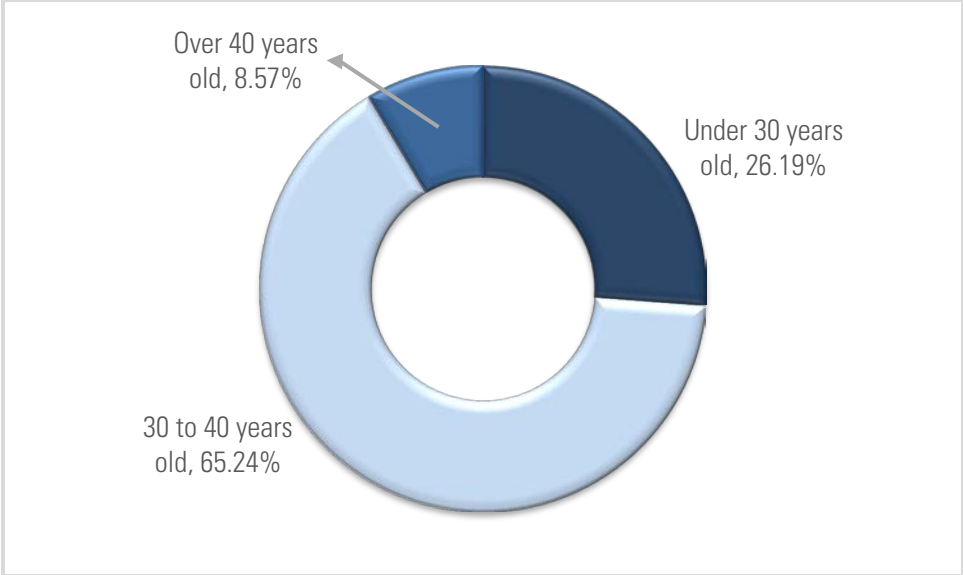
Have you had an interaction with the Riley County Police Department over the past year?



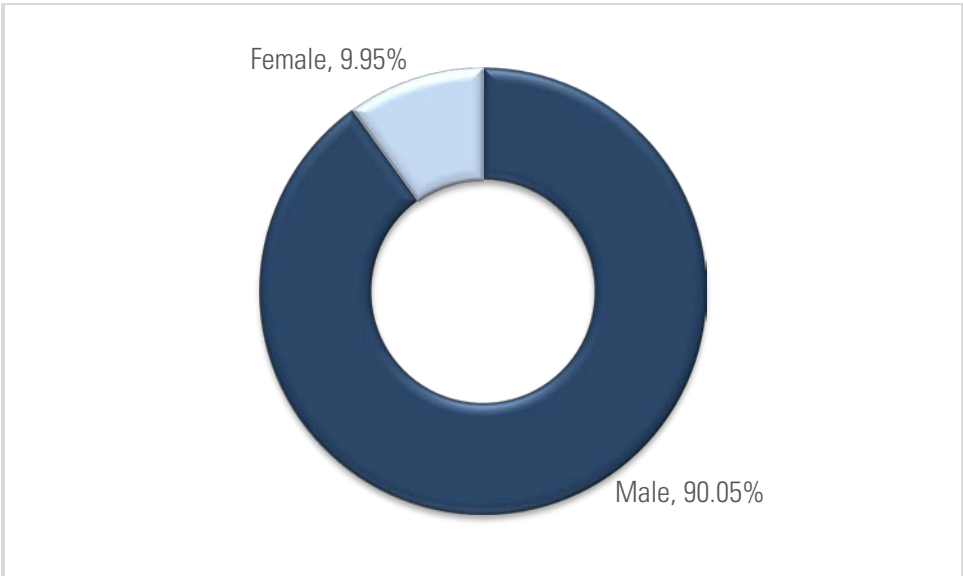
Are you willing to answer some additional questions about that interaction?



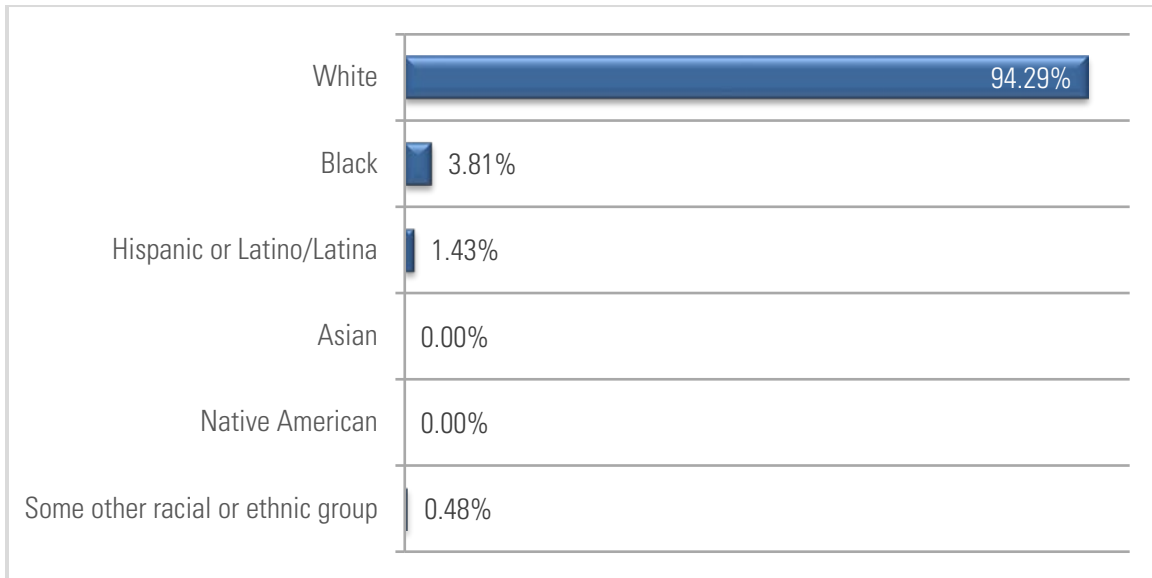
What was the age of the officer you interacted with the most?



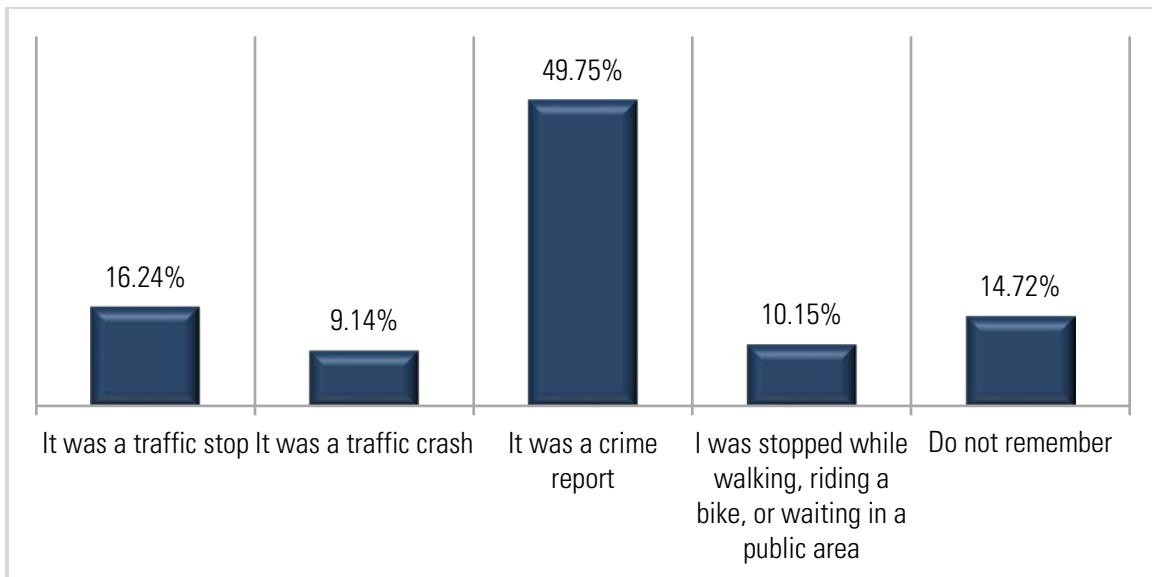
Was the officer you interacted with the most a male or female?



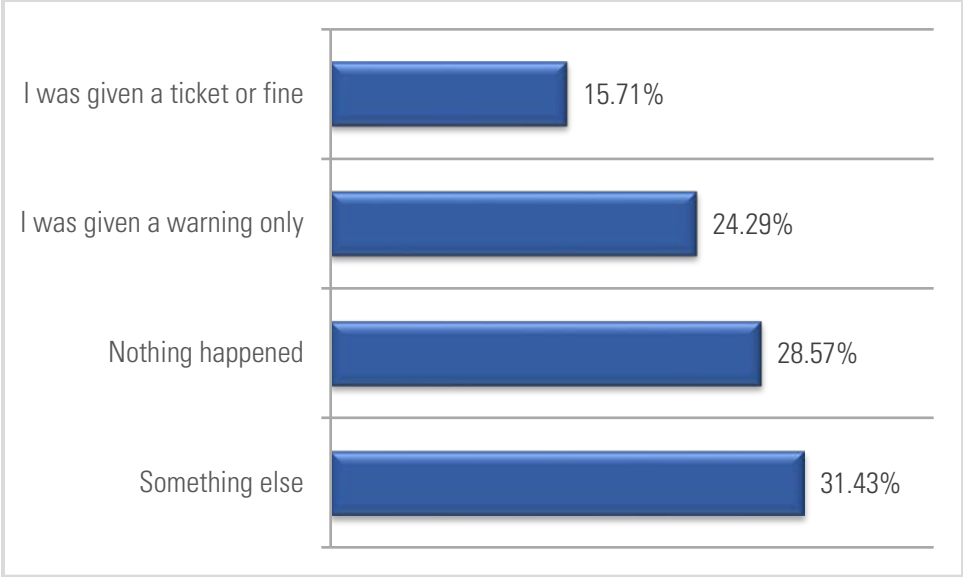
To the best of your knowledge, what was this officer's race or ethnicity?



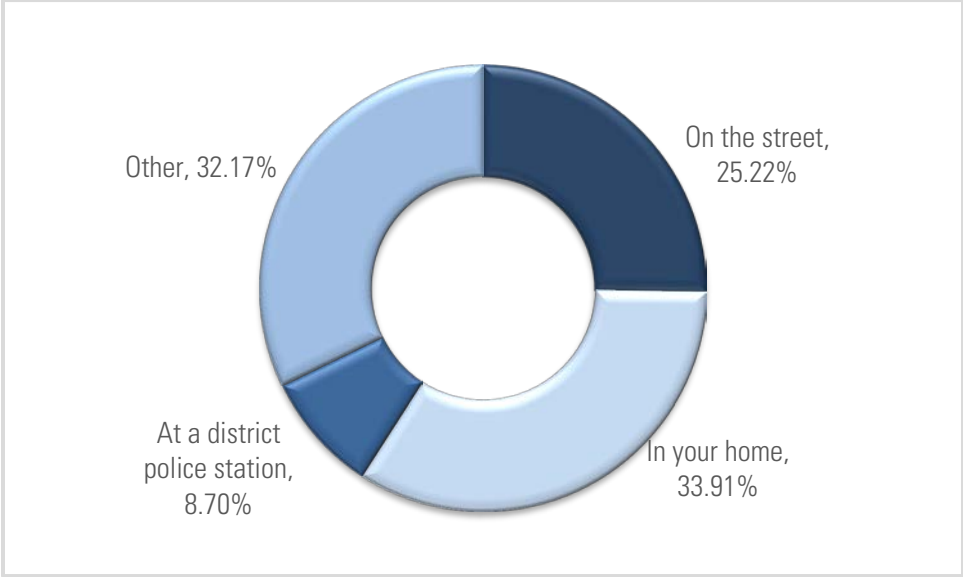
How did your face-to-face contact with a police officer occur?



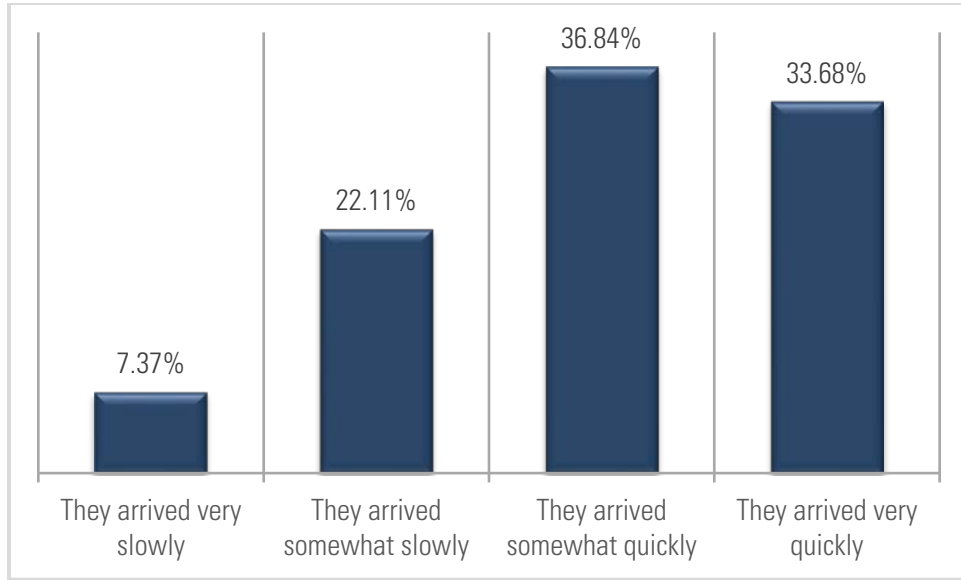
What happened as a result of this police contact?



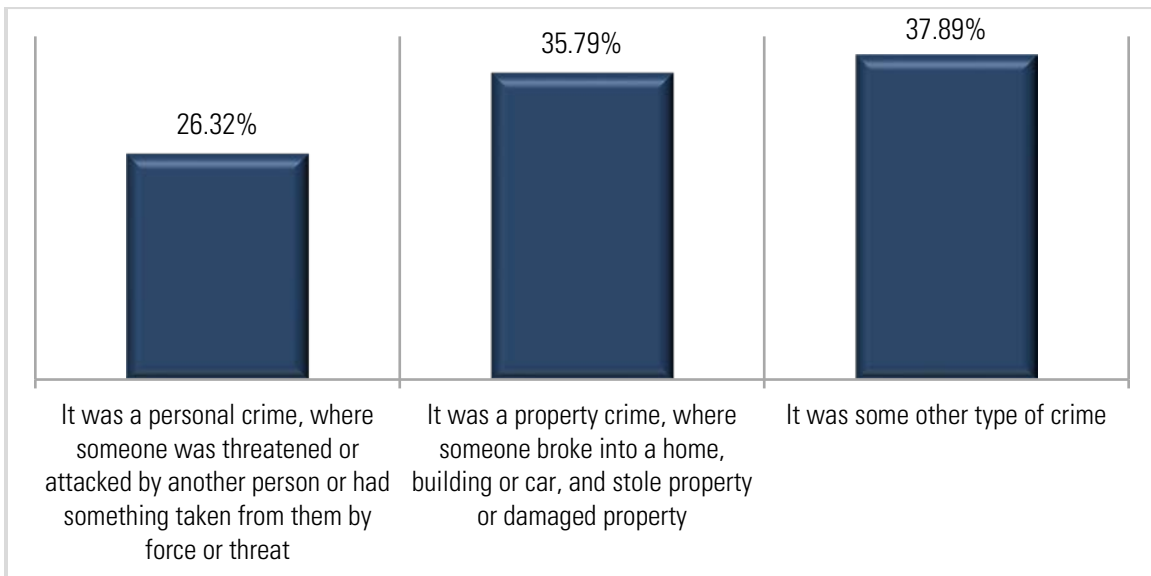
Where did your police contact occur?



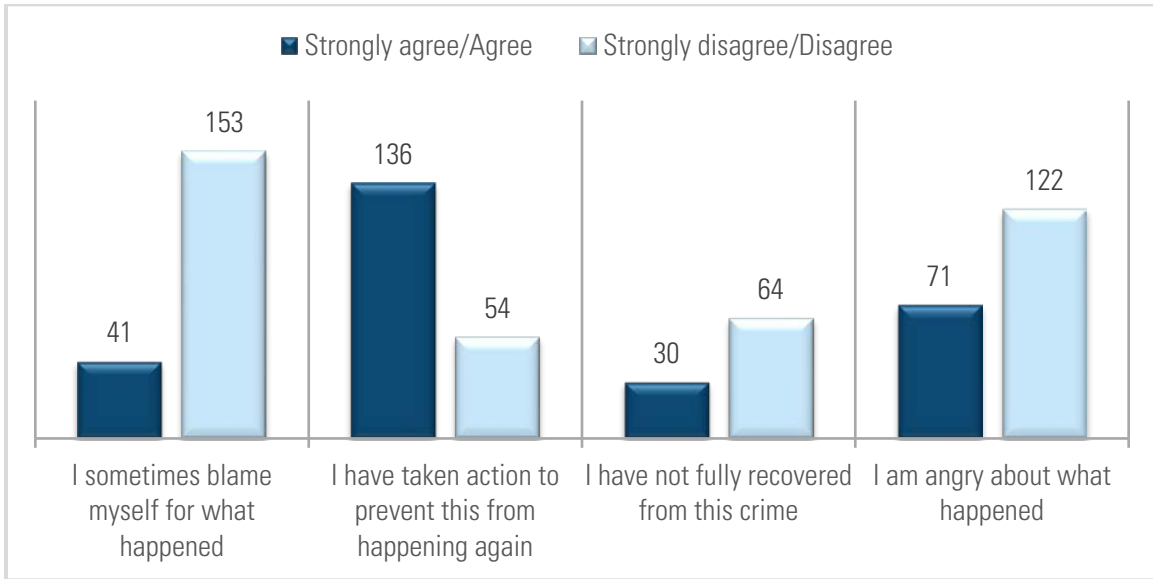
How long did it take for the police to arrive?



What type of crime incident was it?

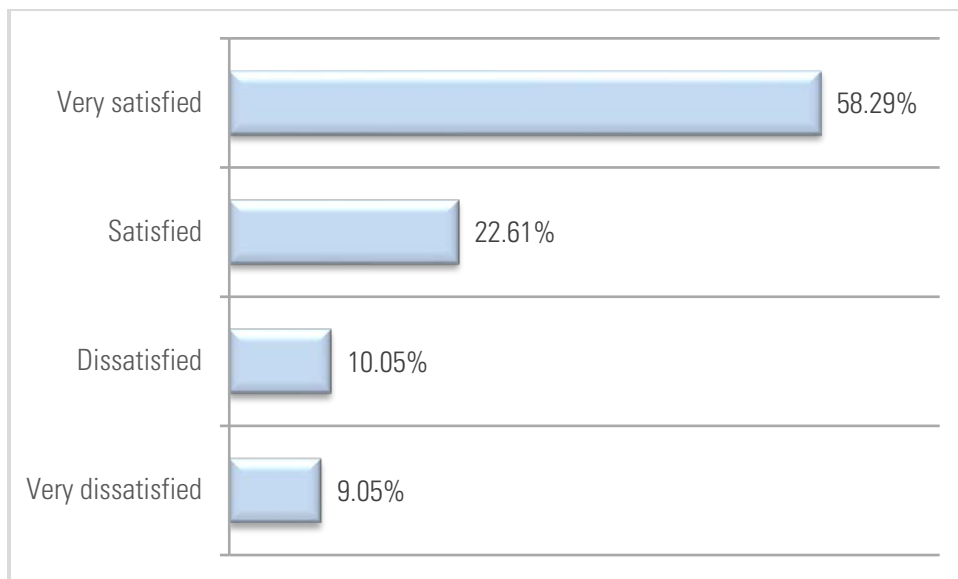


Please indicate how much you agree or disagree with the following statements that may describe your feelings since this incident occurred.

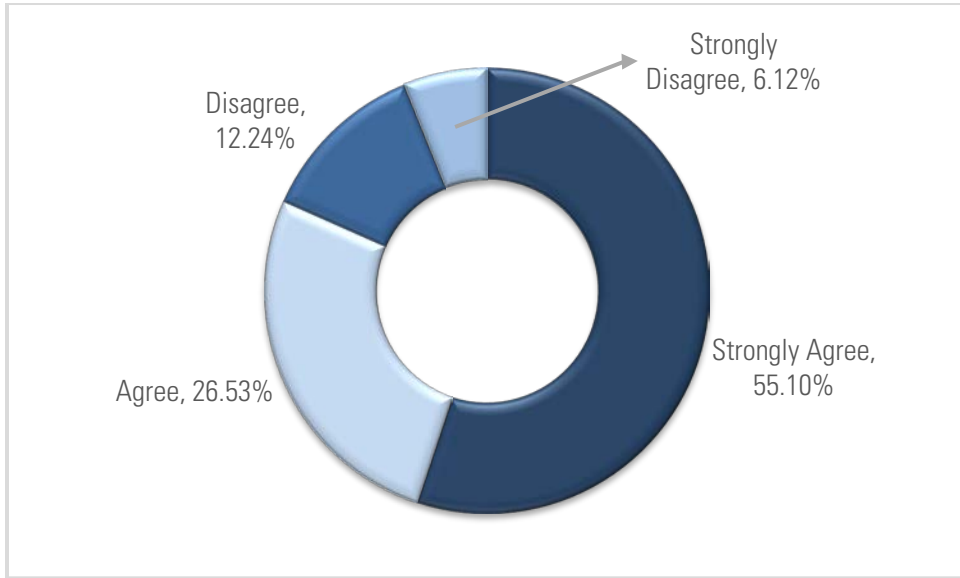


Most respondents **disagree** that they blame themselves for what happened and that they have not fully recovered from the crime. The majority **agree** that they have taken action to prevent it from happening again, and 63% **disagree** that they are angry about what happened. Note, however, that the response rate for “I have not fully recovered from this crime” is much lower than the other three because it was only asked of respondents indicating their contact was the result of a crime.

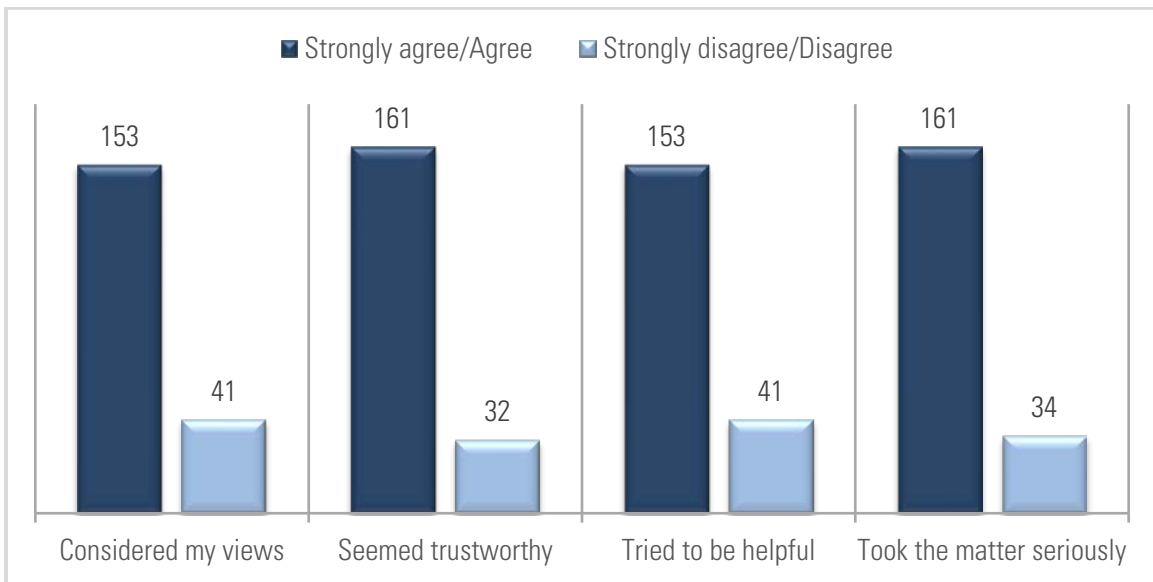
Taking the whole experience into account, how satisfied are you with the way you were treated by the officer in this case?



The outcome I received was fair:

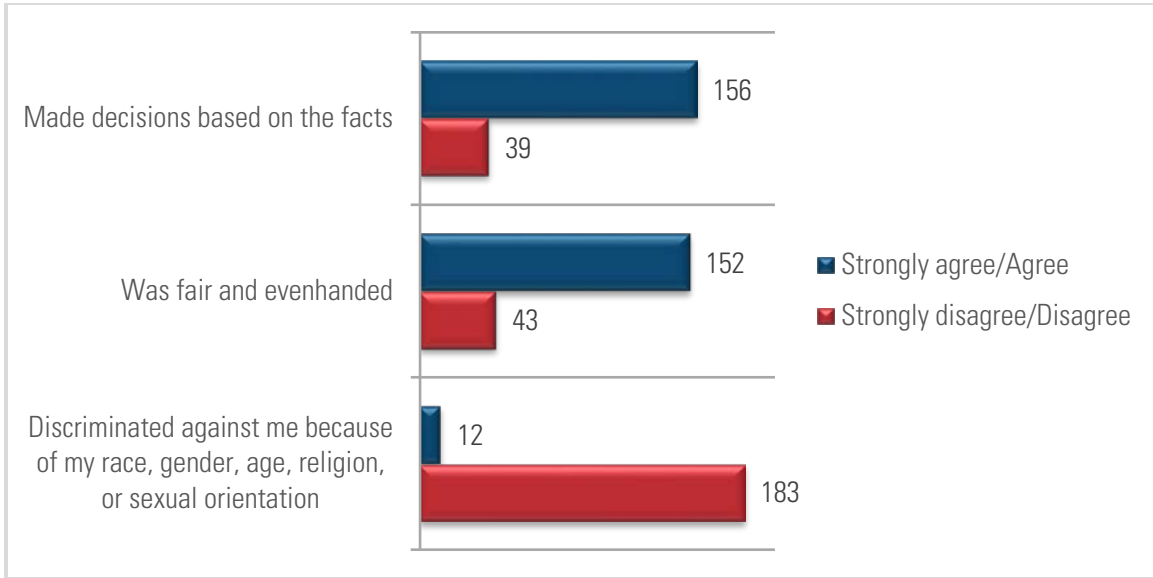


During the encounter, the officer...



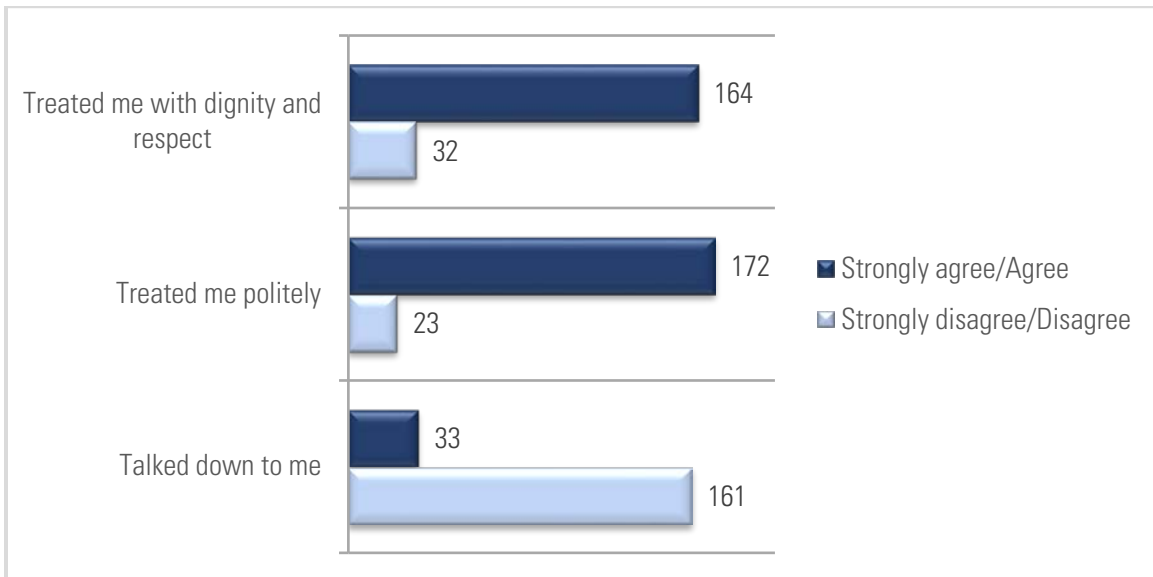
Most respondents **agree** that the officer considered their views, seemed trustworthy, tried to be helpful, and took the matter seriously.

During the encounter, the officer...



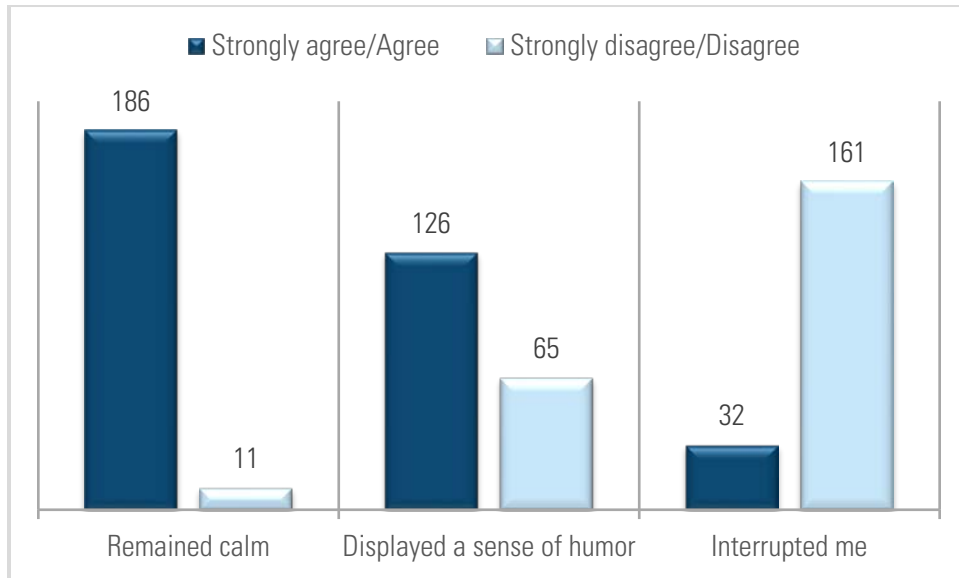
Most respondents **agree** that the officer made decisions based on the facts, and was fair and evenhanded. They primarily **disagree** that the officer discriminated against them.

During the encounter, the officer...



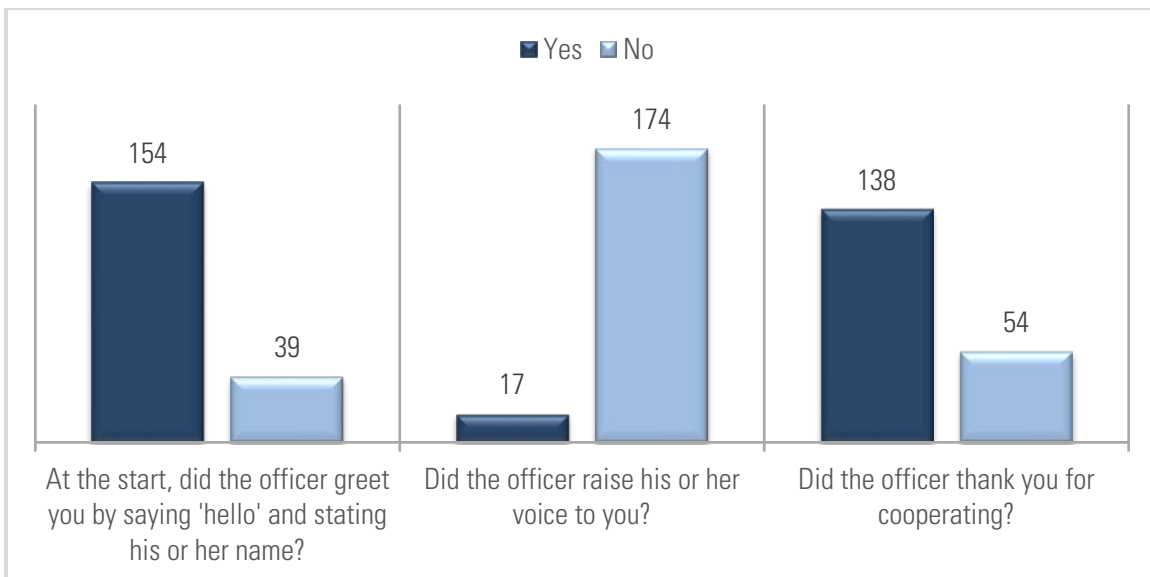
The majority of respondents **agree** that the officer treated them politely, and with dignity and respect. They mostly **disagree** that the officer talked down to them.

During the encounter, the officer...



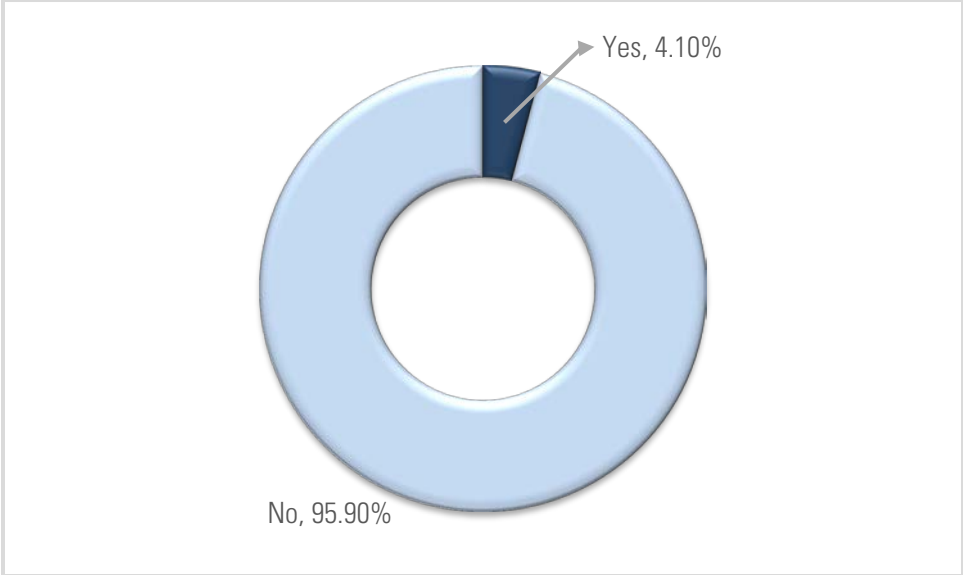
Most respondents **agree** that the officer remained calm and displayed a sense of humor. They **disagree** that the officer interrupted them.

During the encounter with the police...

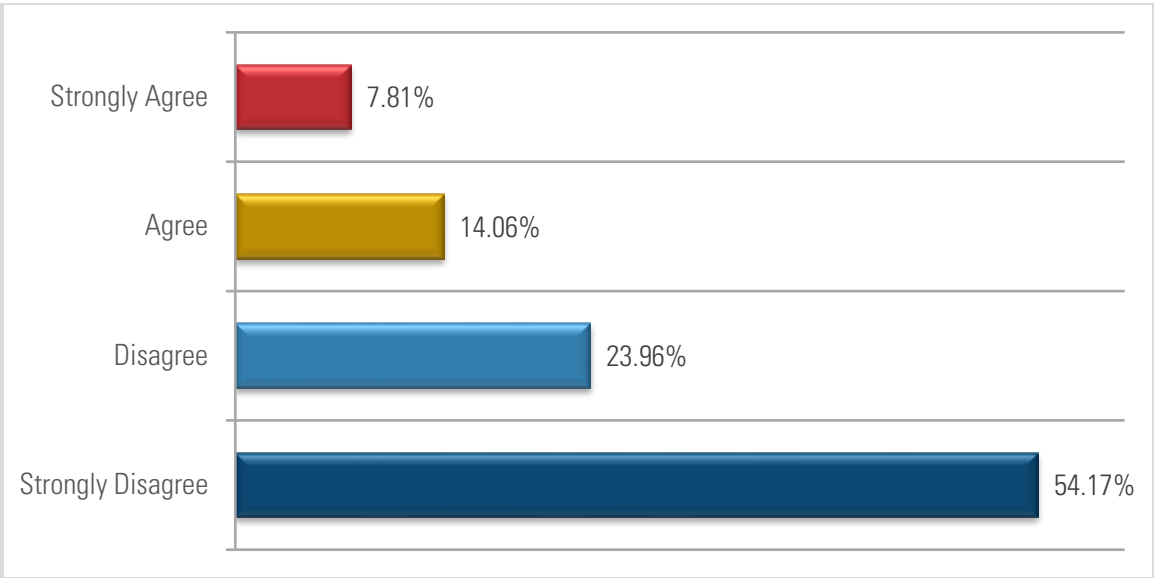


Most respondents indicate that the officer **did** begin the interaction with a "hello" and stating their name, and thanked them for cooperating. According to respondents, the officer **did not** raise their voice.

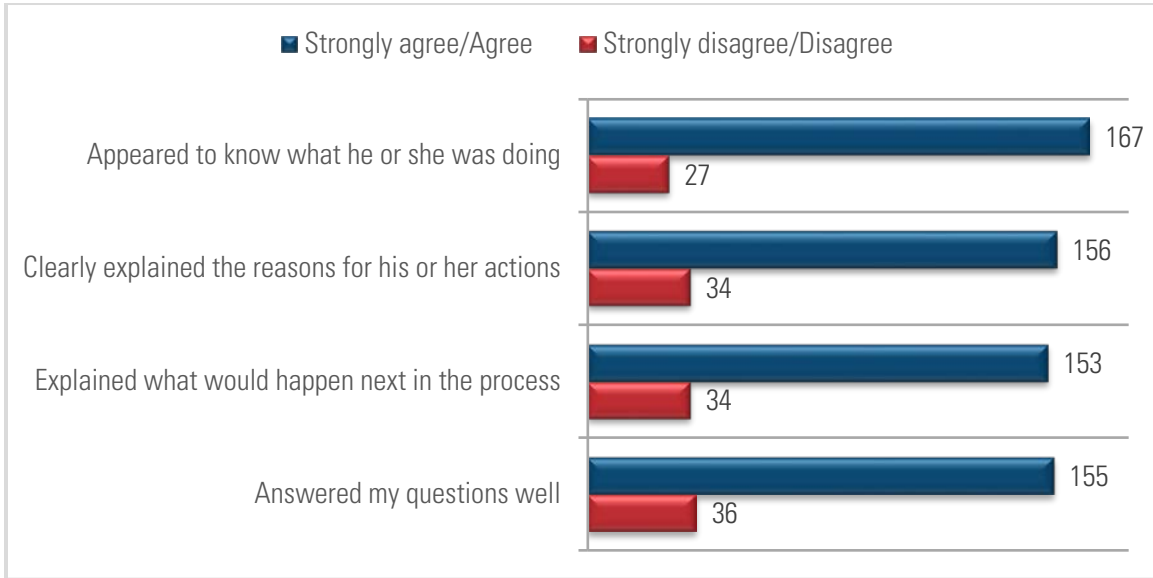
During your encounter with the police, did you raise your voice to the officer?



During the encounter, the officer seemed to blame me for what happened:

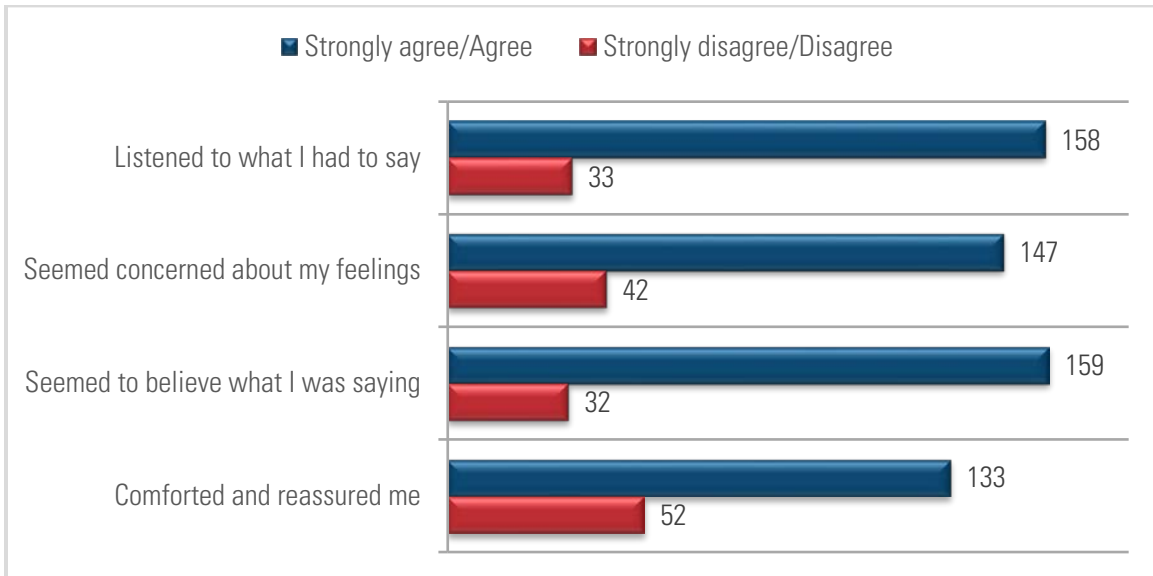


During the encounter, the officer...



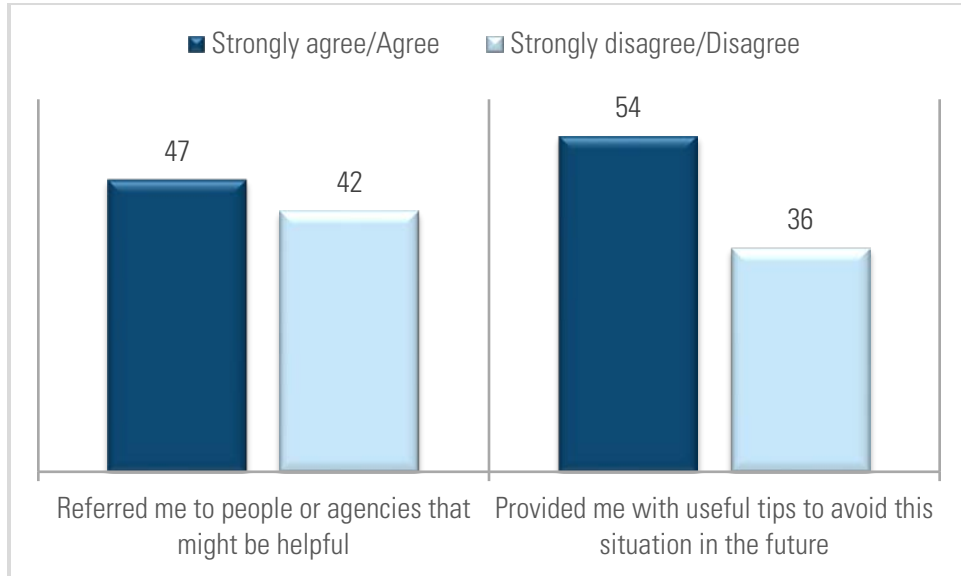
Respondents primarily **agree** that the officer appeared to know what they were doing, clearly explained the reasons for their actions, and what would happen next, and answered questions well.

During the encounter, the officer...



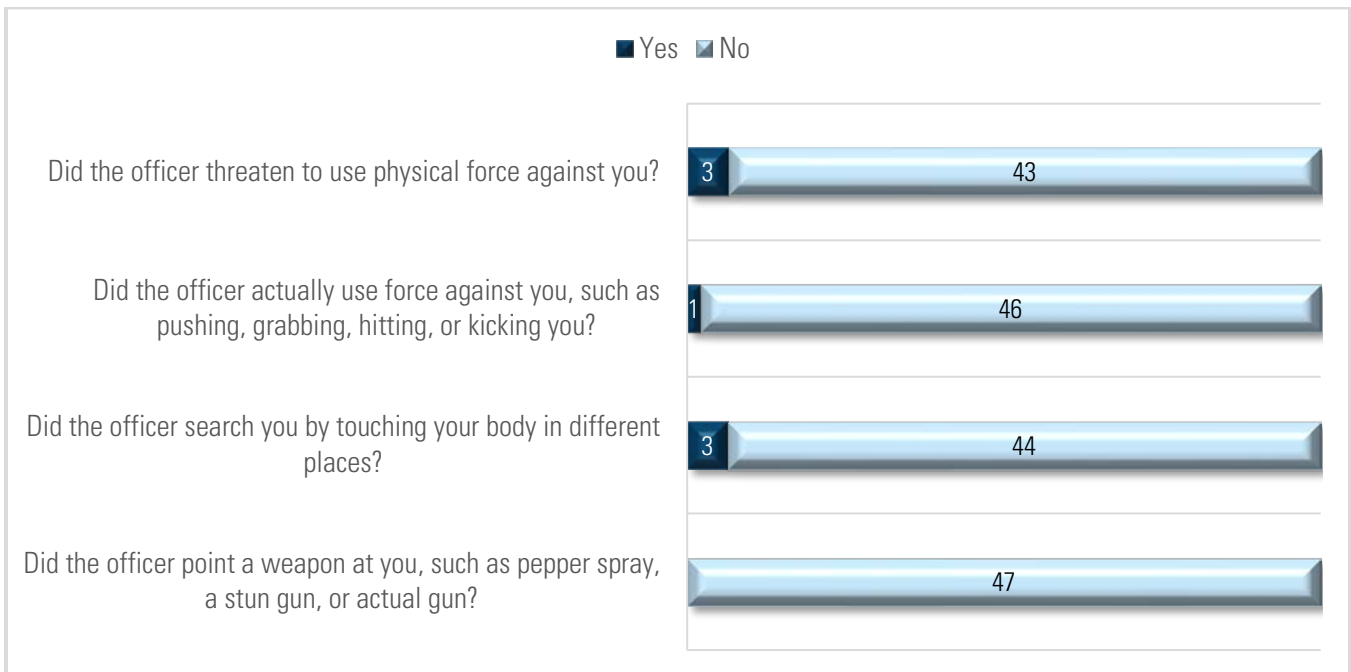
Respondents primarily **agree** that the officer listened to them, seemed concerned about their feelings, seemed to believe them, and comforted or reassured them.

During the encounter, the officer...



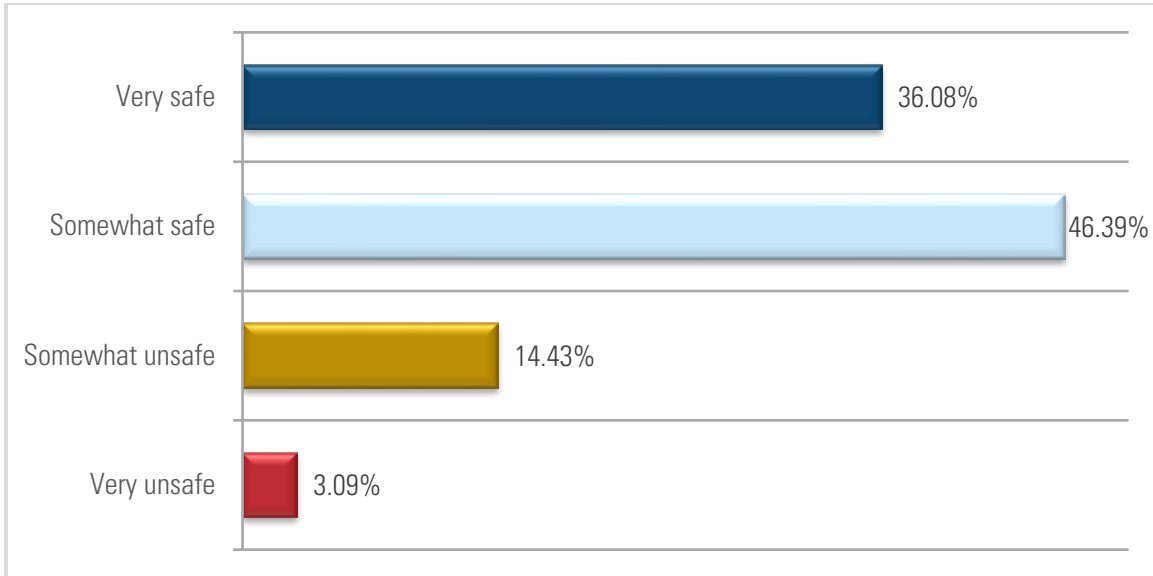
60% of respondents **agree** that the officer provided them with useful tips to avoid similar situations in the future, and 53% **agree** that the officer referred them to people or agencies that might be helpful.

During the encounter...

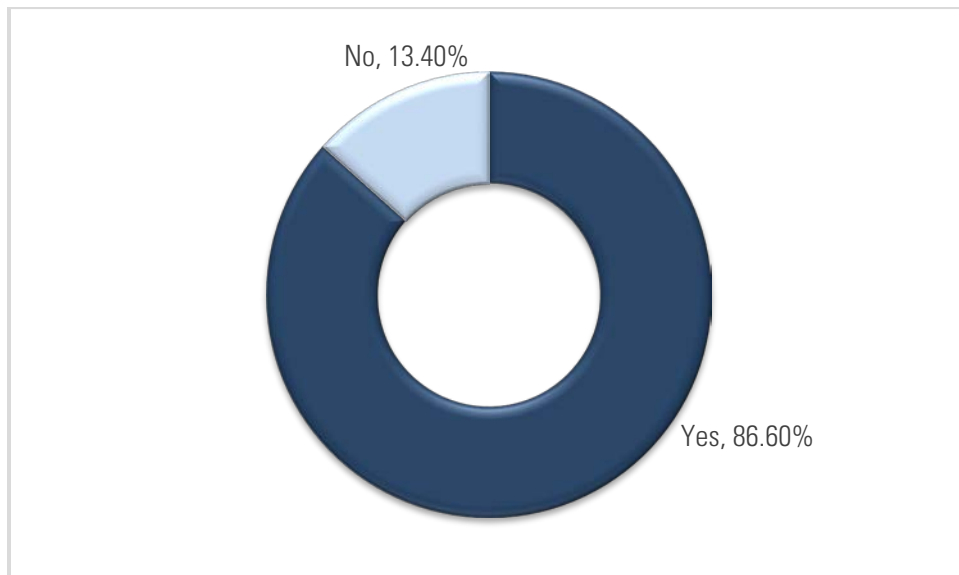


The large majority of respondents indicated that the officer **did not** engage in any of the use of force behaviors inquired about.

How safe do you feel, or would you feel, being alone outside in your community at night?



Are you a resident of the city where you had the police encounter?



APPENDIX

How well are they doing...	Very Good Job	Good Job	Poor Job	Very Poor Job	Do Not Know	Total
Fighting Crime	137	222	47	17	35	458
Dealing with problems that concern your neighborhood	130	214	57	30	27	458
Being visible on the streets	177	206	46	23	6	458
Being available when you need them	147	200	38	23	49	457
Responding promptly to calls for assistance	153	169	46	16	73	457
Helping victims of crime	124	148	47	38	101	458
Treating people fairly regardless of who they are	151	143	49	51	63	457

How common is it for the police to...	Very Uncommon	Somewhat Uncommon	Somewhat Common	Very Common	Do Not Know	Total
Stop people on the street or in cars without good reason	186	77	51	44	100	458
Use excessive force	236	61	25	15	118	455
Use offensive language	231	72	29	14	111	457
Break the law or break police rules	191	71	53	40	102	457
Treat people differently depending on race, ethnicity, gender identification, religion or immigration status	194	68	41	48	106	457
Act professionally	47	25	77	280	28	457

When you are in Riley County, how worried are you about...	Very Worried	Somewhat Worried	Not At All Worried	Total
Having your car broken into or stolen	43	223	184	450
Having your home broken into	41	221	189	451
Being assaulted or robbed	40	165	244	449
Being outside in the location where you work or go to school	16	99	334	449
People selling or using drugs	116	187	147	450
People using or selling guns	107	161	182	450
Being hassled by youths or others drinking, loitering, or panhandling	44	113	294	451

Please indicate how much you agree or disagree with the following statements	Strongly Agree	Agree	Disagree	Strongly Disagree	Total
I trust my police department to make decisions that are good for everyone in my city	140	194	71	34	439
I have confidence that my police department can do its job well	170	187	57	25	439
I would feel comfortable calling the police department if I needed help	247	119	48	24	438
I believe that if I complained about an officer to my police department, that the agency would take it seriously	148	155	77	57	437
I have confidence in my police department's ability to investigate and solve major cases, such as homicide	178	172	47	40	437
I have confidence in my police department's ability to use public funding and resources wisely	145	170	68	53	436

How likely would you be to...	Very Likely	Likely	Unlikely	Very Unlikely	Total
Work with the Riley County Police Department to identify a person who has committed a crime in your neighborhood	278	122	24	11	435
Work with the Riley County Police Department to identify places for example - houses, businesses, parks - where crimes are taking place	267	123	31	13	434
Attend a meeting of residents in your neighborhood to discuss crime prevention	138	166	107	24	435

Please indicate how much you agree or disagree with the following statements	Strongly Agree	Agree	Disagree	Strongly Disagree	Total
I sometimes question the laws we are asked to obey	45	163	166	55	429
When a police officer makes a request, you should do what they say even if you disagree with it	156	193	63	17	429
I feel an obligation to obey the law	265	145	13	7	430

Gender	%	Count
Male	40.80%	173
Female	59.20%	251
Total	100%	424

Age	%	Count
Under 18	0.24%	1
18 - 24	8.25%	35
25 - 34	18.63%	79
35 - 44	25.00%	106

45 - 54	15.33%	65
55 - 64	18.87%	80
65 - 74	9.91%	42
75 - 84	3.54%	15
85 or older	0.24%	1
Total	100%	424

Race	%	Count
White	90.11%	392
Black or African American	2.53%	11
Hispanic or Latinx	2.30%	10
Asian	2.07%	9
Native American	1.84%	8
Some other racial or ethnic group	1.15%	5
Total	100%	435

Highest level of education	%	Count
Some grade school	0.00%	0
Some high school	0.71%	3
Graduated high school	7.76%	33
Technical/Vocational	6.35%	27
Some college	25.65%	109
Graduated college/Bachelors	35.76%	152
Graduate/Professional degree	23.76%	101
Total	100%	425

Household Income	%	Count
Less than \$25,000	7.73%	32
\$25,001 to less than \$50,000	22.46%	93
\$50,001 to less than \$75,000	27.05%	112
\$75,001 to less than \$100,000	19.81%	82
Over \$100,000	22.95%	95
Total	100%	414

Have you had an interaction with the Riley County Police Department over the past year?	%	Count
Yes	64.32%	274
No	35.68%	152
Total:	100%	426

Are you willing to answer some additional questions about that interaction?	%	Count
Yes	78.39%	214
No	21.61%	59
Total:	100%	273

Officer Age	%	Count
Under 30 years old	26.19%	55
30 to 40 years old	65.24%	137
Over 40 years old	8.57%	18
Total	100%	210

Officer Gender	%	Count
Male	90.05%	190
Female	9.95%	21
Total	100%	211

Officer Race	%	Count
White	94.29%	198
Black	3.81%	8
Hispanic or Latino/Latina	1.43%	3
Asian	0.00%	0
Native American	0.00%	0
Some other racial or ethnic group	0.48%	1
Total	100%	210

How did your face-to-face contact with a police officer occur?	%	Count
It was a traffic stop	16.24%	32
It was a traffic crash	9.14%	18
It was a crime report	49.75%	98
I was stopped while walking, riding a bike, or waiting in a public area	10.15%	20
Do not remember	14.72%	29
Total	100%	197

What happened as a result of this police contact?	%	Count
I was given a ticket or fine	15.71%	11
I was given a warning only	24.29%	17
Nothing happened	28.57%	20
Something else	31.43%	22
Total	100%	70

Where did your police contact occur?	%	Count
On the street	25.22%	29
In your home	33.91%	39
At a district police station	8.70%	10
Other	32.17%	37
Total	100%	115

How long did it take for the police to arrive?	%	Count
They arrived very slowly	7.37%	7
They arrived somewhat slowly	22.11%	21
They arrived somewhat quickly	36.84%	35
They arrived very quickly	33.68%	32
Total	100%	95

What type of crime incident was it?	%	Count
It was a personal crime, where someone was threatened or attacked by another person or had something taken from them by force or threat	26.32%	25
It was a property crime, where someone broke into a home, building or car, and stole property or damaged property	35.79%	34
It was some other type of crime	37.89%	36
Total	100%	95

Please indicate how much you agree or disagree with the following statements that may describe your feelings since this incident occurred.					Total
	Strongly Agree	Agree	Disagree	Strongly Disagree	
I sometimes blame myself for what happened	17	24	36	117	194
I have taken action to prevent this from happening again	67	69	21	33	190
I have not fully recovered from this crime	11	19	21	43	94
I am angry about what happened	34	37	42	80	193

Taking the whole experience into account, how satisfied are you with the way you were treated by the officer in this case?	%	Count
Very satisfied	58.29%	116
Satisfied	22.61%	45
Dissatisfied	10.05%	20
Very dissatisfied	9.05%	18
Total	100%	199

The outcome I received was fair	%	Count
Strongly Agree	55.10%	27
Agree	26.53%	13
Disagree	12.24%	6
Strongly Disagree	6.12%	3
Total	100%	49

During the encounter, the officer...	Strongly Agree	Agree	Disagree	Strongly Disagree	Total
Considered my views	91	62	21	20	194
Seemed trustworthy	101	60	14	18	193
Tried to be helpful	107	46	20	21	194
Took the matter seriously	108	53	18	16	195

During the encounter, the officer...	Strongly Agree	Agree	Disagree	Strongly Disagree	Total
Made decisions based on the facts	98	58	21	18	195
Was fair and evenhanded	100	52	21	22	195
Discriminated against me because of my race, gender, age, religion, or sexual orientation	7	5	28	155	195

During the encounter, the officer...	Strongly Agree	Agree	Disagree	Strongly Disagree	Total
Treated me with dignity and respect	113	51	23	9	196
Treated me politely	114	58	13	10	195
Talked down to me	17	16	34	127	194

During the encounter, the officer...	Strongly Agree	Agree	Disagree	Strongly Disagree	Total
Remained calm	131	55	8	3	197
Displayed a sense of humor	42	84	43	22	191
Interrupted me	12	20	62	99	193

During your encounter with the police...	Yes	No	Total
At the start, did the officer greet you by saying 'hello' and stating his or her name?	154	39	193
Did the officer raise his or her voice to you?	17	174	191
Did the officer thank you for cooperating?	138	54	192

During your encounter with the police, did you raise your voice to the officer?	%	Count
Yes	4.10%	8
No	95.90%	187
Total:	100%	195

During the encounter, the officer seemed to blame me for what happened	%	Count
Strongly Agree	7.81%	15
Agree	14.06%	27
Disagree	23.96%	46
Strongly Disagree	54.17%	104
Total	100%	192

During the encounter, the officer...	Strongly Agree	Agree	Disagree	Strongly Disagree	Total
Appeared to know what he or she was doing	101	66	17	10	194
Clearly explained the reasons for his or her actions	89	67	18	16	190
Explained what would happen next in the process	77	76	23	11	187
Answered my questions well	87	68	23	13	191

During the encounter, the officer...	Strongly Agree	Agree	Disagree	Strongly Disagree	Total
Listened to what I had to say	97	61	20	13	191
Seemed concerned about my feelings	80	67	19	23	189
Seemed to believe what I was saying	91	68	17	15	191
Comforted and reassured me	65	68	30	22	185

During the encounter, the officer...	Strongly Agree	Agree	Disagree	Strongly Disagree	Total
Referred me to people or agencies that might be helpful	25	22	29	13	89
Provided me with useful tips to avoid this situation in the future	29	25	22	14	90

During the encounter...	Yes	No	Total
Did the officer threaten to use physical force against you?	3	43	46
Did the officer actually use force against you, such as pushing, grabbing, hitting, or kicking you?	1	46	47
Did the officer search you by touching your body in different places?	3	44	47
Did the officer point a weapon at you, such as pepper spray, a stun gun, or actual gun?	0	47	47

How safe do you feel, or would you feel, being alone outside in Riley County at night?	%	Count
Very safe	36.08%	70
Somewhat safe	46.39%	90
Somewhat unsafe	14.43%	28
Very unsafe	3.09%	6
Total	100%	194

Are you a resident of the city where you had the police encounter?	%	Count
Yes	86.60%	168
No	13.40%	26
Total:	100%	194

Survey Statistics		
Survey Dates		Count
November 13, 2019 – December 26, 2019		602